

## GLA-1000 Series



## FEATURES

- \* 32/16 Input Channel
- \* Time Analysis : Up to 200MHz Internal Sampling Rate
- \* State Analysis : Up to 100MHz External Input Clock
- \* Memory Depth : Up to 2Mbits/1Mbits (Half/Full Channels)
- \* Advanced Trigger : Count, Page, Time Delay and Clock Event Delay
- \* Data Compression : Up to 255 Times Data Capture
- \* Enable Qualifier : High/Low Level Enable and Enable Delay Function
- \* Signal Analyzer : I<sup>2</sup>C , RS-232C Protocol Analyzer and Signal Statistics
- \* File Export : Signal Data, Operation Setting and Display Image
- \* Manual Trigger Start Button
- \* High-Speed Communication : USB 2.0 (1.1 Compatible)
- \* USB Powered, Without External AC Power



GLA-1000 Series is a palm-size PC based logic analyzer with functionality matching that of a desktop device. The maximum 32 channels, 200MHz internal sampling rate, 1Mbits of data memory and advanced trigger settings give user higher accuracy and longer data analysis result. The unique features " Data-loss-less compression ", " Enable Qualifier " and " Serial Bus Protocol Analyzer " provide engineers & professionals with a mean, which can adequately handle today's digital system analysis. The whole captured data and setting of GLA-1000 Series could be saved as various types of files into PC for further data analysis, reporting, and other applications. The USB 2.0 communication between GLA-1000 Series and the PC guarantees the secured data transfer at the maximum speed while providing GLA-1000 Series with power source.

SPECIFICATIONS			
	GLA-1016	GLA-1032	GLA-1132
<b>CHANNELS</b>			
	16	32	32
<b>MEMORY TOTAL/PER CHANNEL</b>			
	4Mbits/256kbits	4Mbits/128kbits	32Mbits/1Mbits
<b>INTERFACE</b>	USB 2.0 (1.1)		
<b>OPERATING SYSTEM</b>	Win98/98SE/Me/2000/XP		
<b>TIMING ANALYSIS</b>	Maximum 200MHz		
<b>STATE ANALYSIS</b>	0.001Hz ~ 100MHz		
<b>TRIGGER</b>			
Channel	16 (GLA-1016), 32 (GLA-1032/1132)		
Condition	Edge/Pattern		
Pre/Post trigger	0%~100%		
Level	1		
Threshold	+6V ~ -6V		
Accuracy	93mV		
Delay	Time delay, clock event delay		
Count	1 ~ 65535		
Page	Maximum 8191		
<b>INPUT</b>			
Maximum Input Voltage	30V		
Impedance	500k /10pF		
Data Skew	< 1.5ns		
<b>ENABLE QUALIFIER</b>			
Channel	16 (GLA-1016), 32 (GLA-1032/1132)		
Enable Condition	Don't care, Low, High		
Enable Delay	1~65535ms		
<b>DATA</b>			
Compression Channels	16 (GLA-1016), 24 (GLA-1032/1132)		
Compression Ratio	Maximum 255		
Signal Statistics	Positive/Negative, Full cycle within length condition		
Protocol Analyzer	I <sup>2</sup> C, RS-232C		
<b>CURRENT CONSUMPTION</b>			
Static	Maximum 200mA		
Working	Maximum 400mA		
<b>POWER DISSIPATION</b>			
Static	Maximum 1W		
Working	Maximum 2W		
<b>POWER</b>			
Interface	USB		
Working voltage	4.5V ~ 5.5V		
<b>DIMENSION &amp; WEIGHT</b>			
	137(W) x 39(H) x 102(D) mm ; Approx. 340g		

**ORDERING INFORMATION**


**GLA-1016** 16 channels, 256Kbit/channel  
**GLA-1032** 32 channels, 128Kbit/channel  
**GLA-1132** 32 channels, 1Mbit/channel (Long memory)

**ACCESSORIES :**

User manual x 1 , Carrying Case , Software CD-ROM  
 Testing Probes - GTL-161 : 16 channel, 25cm (8pin x 2, 2pin x 1, 1pin x 1) for GLA-1016  
 Testing Gripper - GCP-201 : 20 pcs. signal grippers for GLA-1016  
 Testing Gripper - GCP-201 x 2 : 40 pcs. signal grippers for GLA-1032/1132  
 USB Cable - GTL-243 : USB2.0 cable, A-B type

**GTL-161 Testing Probes**

16 channel, 25cm (8pin x 2, 2pin x 1, 1pin x 1)  
 For : GLA-1016

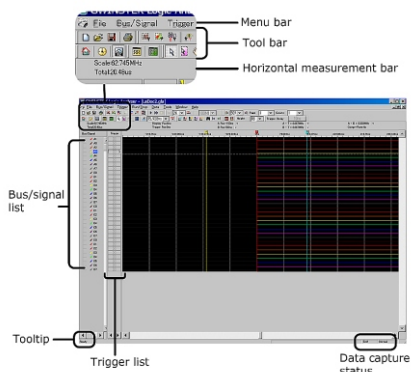


**GCP-201 Testing Gripper**

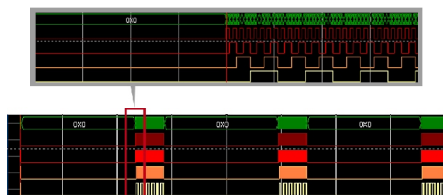
20 pcs. signal grippers  
 For : GLA-1016/1032/1132



**A. Friendly PC Operation with GUI Environment**

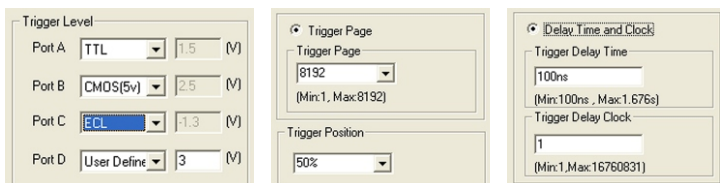


**B. Losses Data Compression**



Up to x 255  
 Memory Utilization

**C. Advance Trigger Functionalities**



Level Configuration, Count/Page Delay, Time and Clock Event Delay